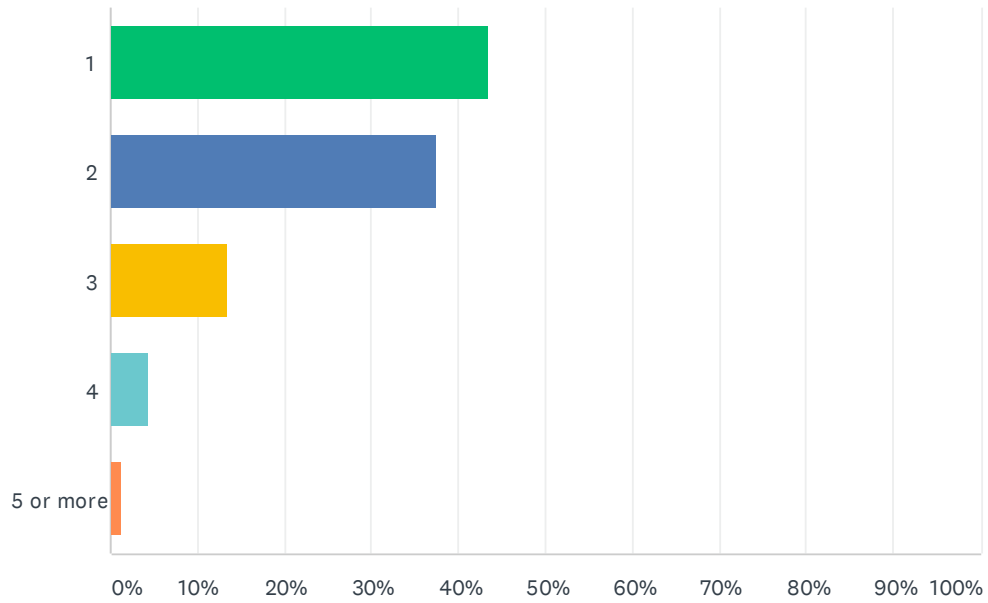


## Q1 Please enter your email address below. (Required)

Answered: 6,027 Skipped: 0

## Q2 How many of your children attend D51 schools?

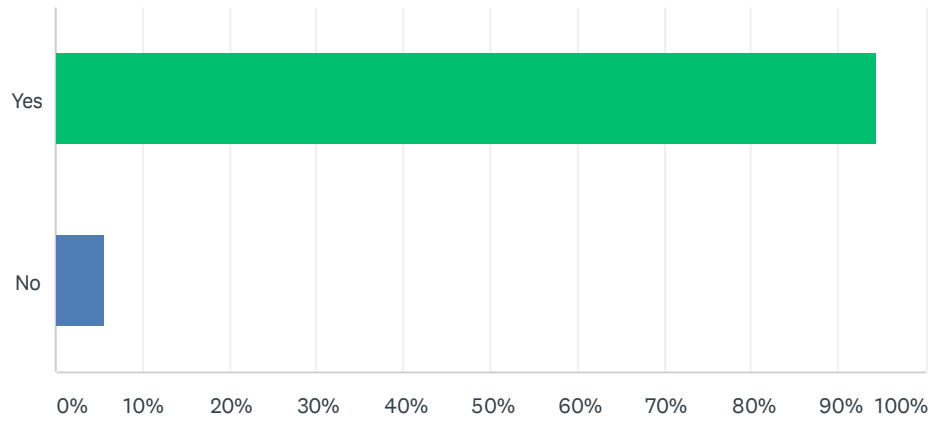
Answered: 6,007 Skipped: 20



ANSWER CHOICES	RESPONSES	
1	43.47%	2,611
2	37.52%	2,254
3	13.40%	805
4	4.36%	262
5 or more	1.25%	75
<b>TOTAL</b>		<b>6,007</b>

### Q3 Did one or more of your children attend a D51 school in 2019-20?

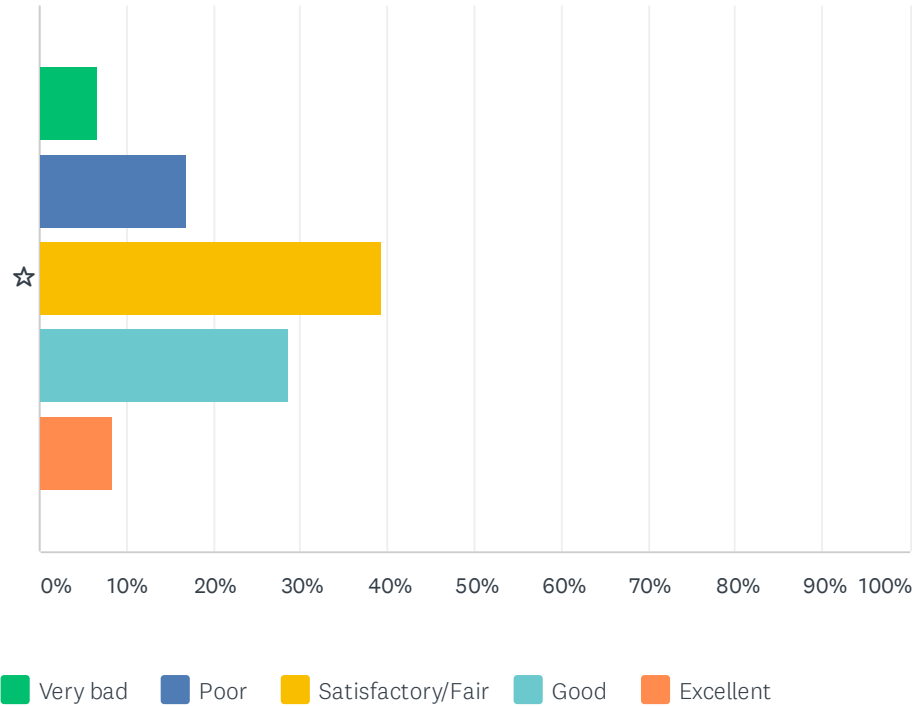
Answered: 6,025 Skipped: 2



ANSWER CHOICES	RESPONSES	
Yes	94.27%	5,680
No	5.73%	345
TOTAL		6,025

Q4 If at least one of your children attended a D51 school in 2019-20, please rate their remote learning experience, taking into consideration the short amount of time D51 had to implement remote learning this spring.

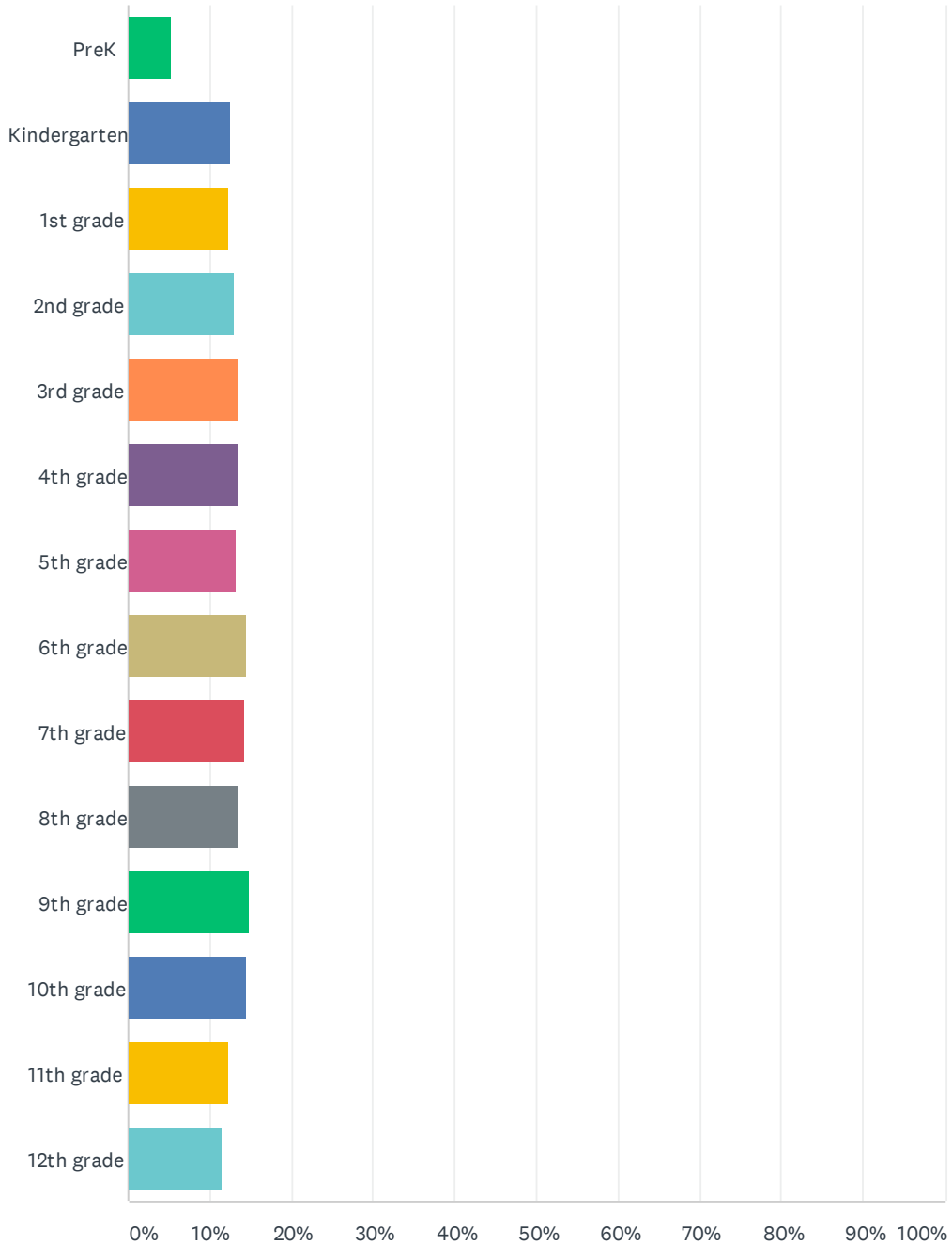
Answered: 5,799 Skipped: 228



	VERY BAD	POOR	SATISFACTORY/FAIR	GOOD	EXCELLENT	TOTAL	WEIGHTED AVERAGE
☆	6.62% 384	17.02% 987	39.39% 2,284	28.63% 1,660	8.35% 484	5,799	3.15

### Q5 What grades will your child(ren) be in during the 2020-21 school year? If you have multiple children, please click the grades for each of your children.

Answered: 6,007 Skipped: 20

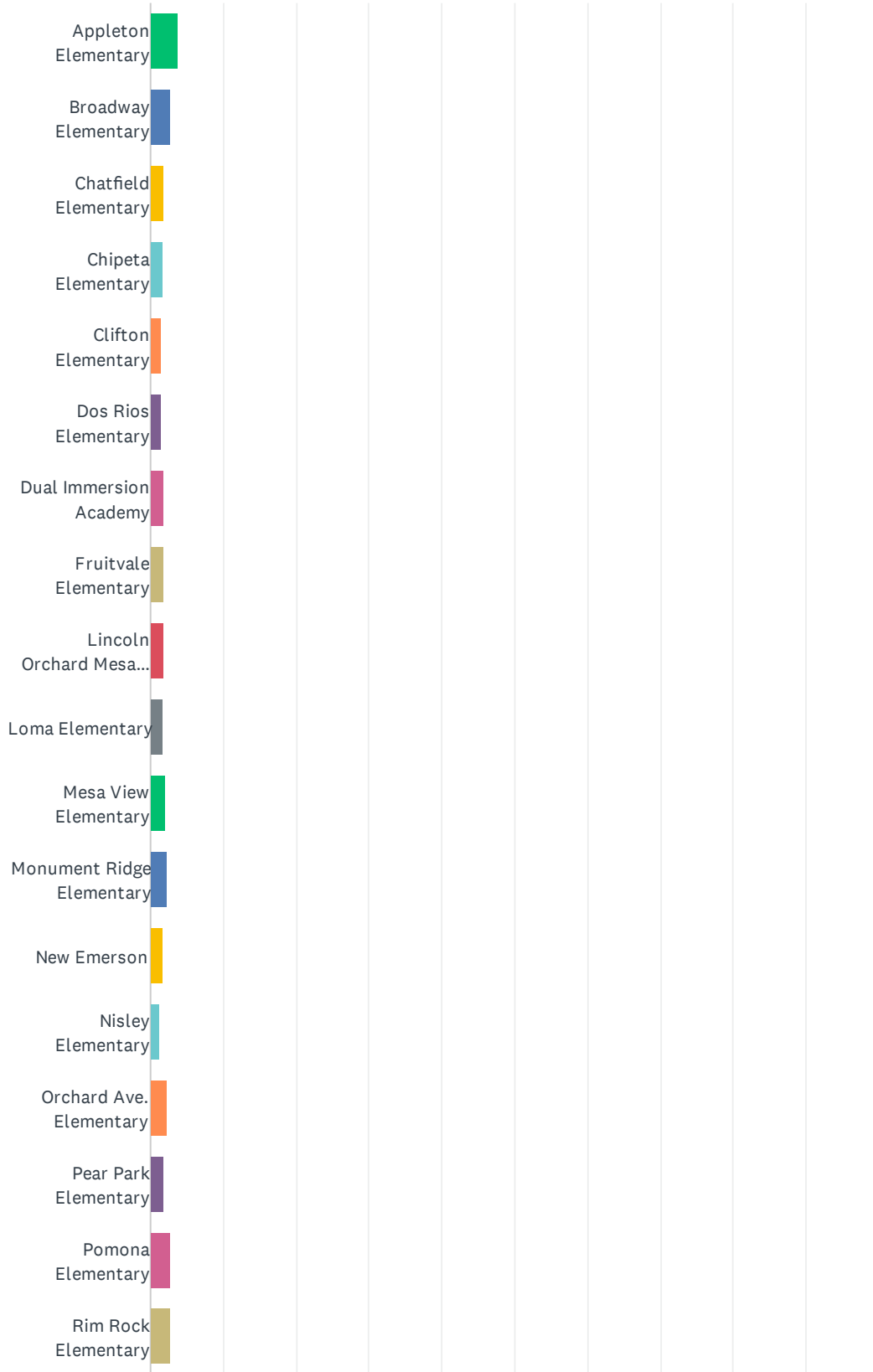


## Fall Planning Survey 2020

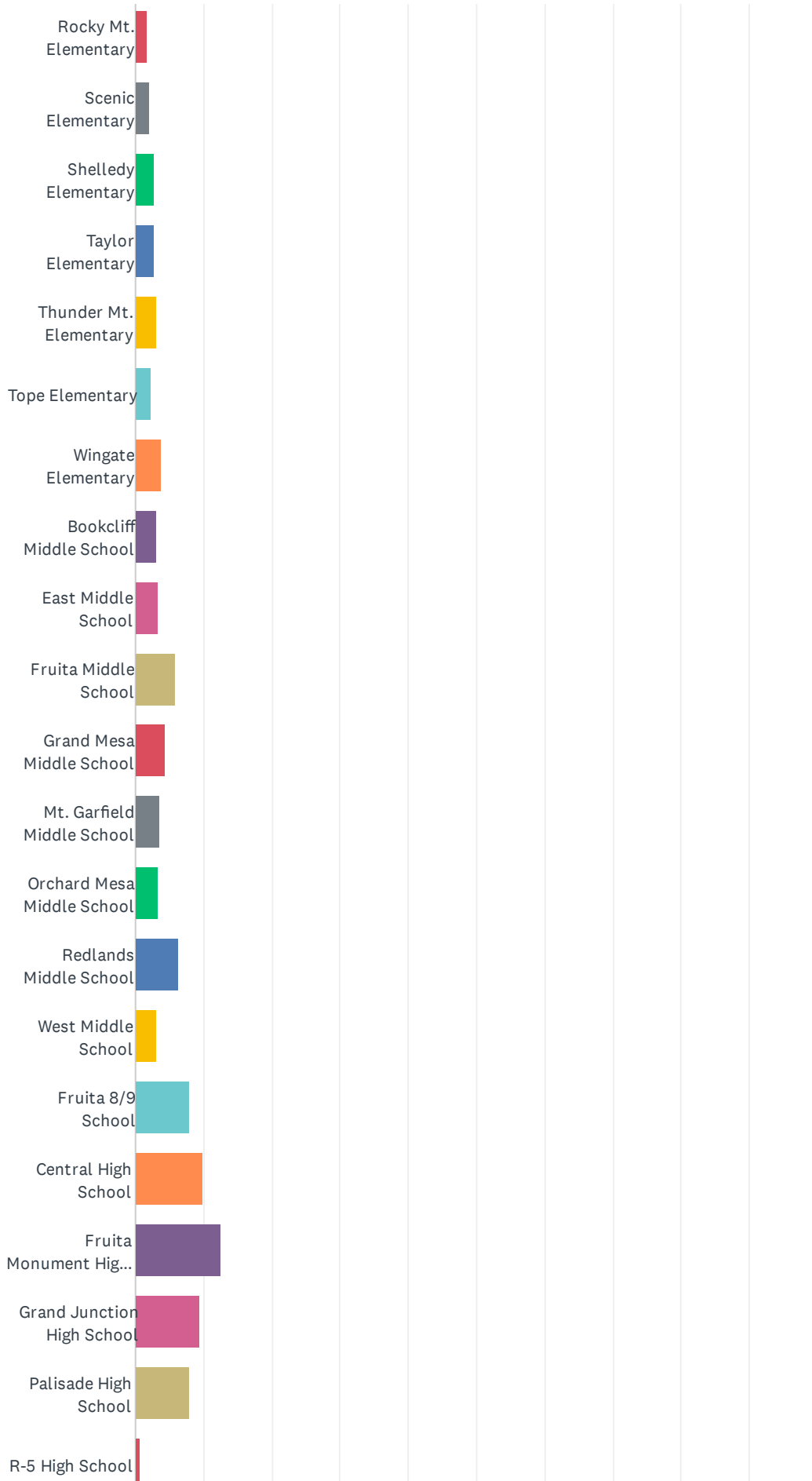
ANSWER CHOICES	RESPONSES	
PreK	5.26%	316
Kindergarten	12.64%	759
1st grade	12.27%	737
2nd grade	13.07%	785
3rd grade	13.57%	815
4th grade	13.48%	810
5th grade	13.22%	794
6th grade	14.37%	863
7th grade	14.32%	860
8th grade	13.62%	818
9th grade	14.80%	889
10th grade	14.33%	861
11th grade	12.32%	740
12th grade	11.42%	686
Total Respondents: 6,007		

# Q6 Which school(s) will your child(ren) attend in 2020-21? Check all that apply.

Answered: 5,987 Skipped: 40

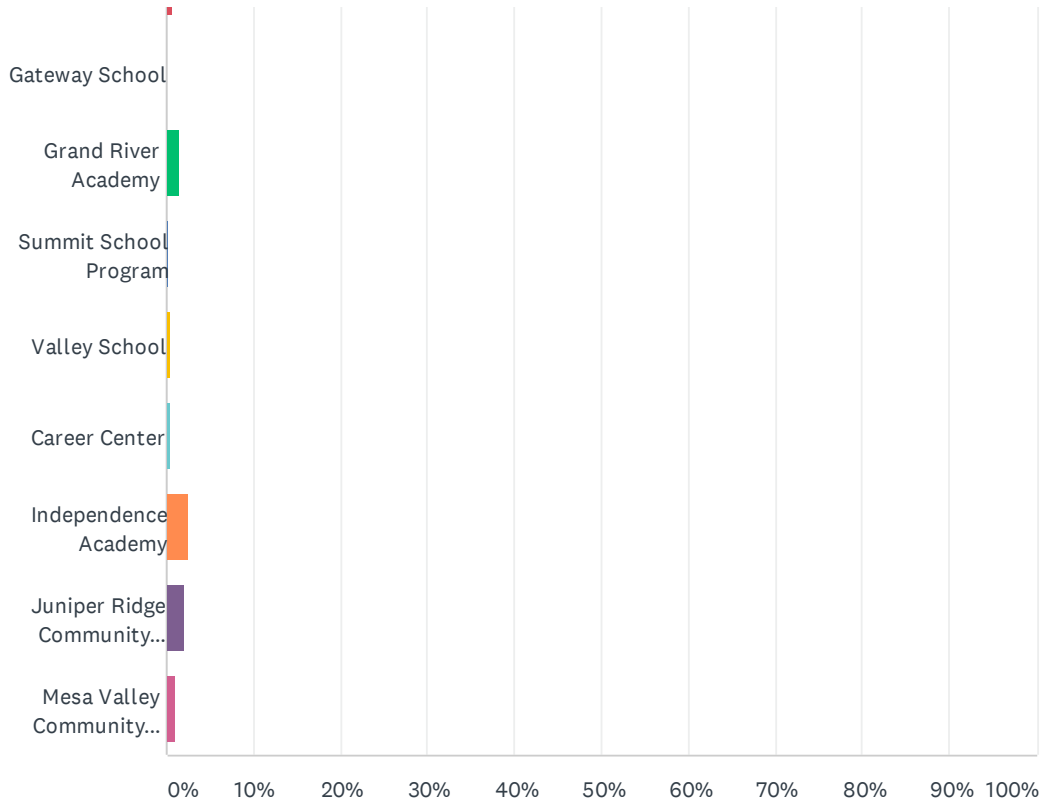


# Fall Planning Survey 2020





# Fall Planning Survey 2020



Fall Planning Survey 2020

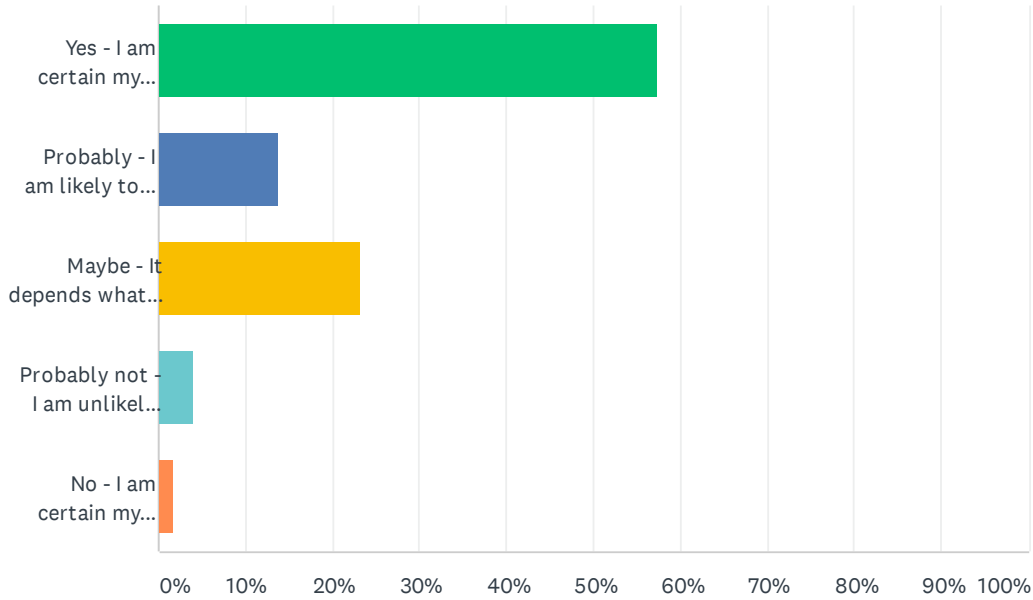
ANSWER CHOICES	RESPONSES	
Appleton Elementary	3.77%	226
Broadway Elementary	2.74%	164
Chatfield Elementary	1.82%	109
Chipeta Elementary	1.72%	103
Clifton Elementary	1.39%	83
Dos Rios Elementary	1.37%	82
Dual Immersion Academy	1.87%	112
Fruitvale Elementary	1.80%	108
Lincoln Orchard Mesa Elementary	1.94%	116
Loma Elementary	1.77%	106
Mesa View Elementary	2.19%	131
Monument Ridge Elementary	2.22%	133
New Emerson	1.72%	103
Nisley Elementary	1.27%	76
Orchard Ave. Elementary	2.41%	144
Pear Park Elementary	1.79%	107
Pomona Elementary	2.82%	169
Rim Rock Elementary	2.72%	163
Rocky Mt. Elementary	1.57%	94
Scenic Elementary	2.02%	121
Shelley Elementary	2.79%	167
Taylor Elementary	2.81%	168
Thunder Mt. Elementary	3.16%	189
Tope Elementary	2.25%	135
Wingate Elementary	3.84%	230
Bookcliff Middle School	3.14%	188
East Middle School	3.26%	195
Fruita Middle School	5.95%	356
Grand Mesa Middle School	4.38%	262
Mt. Garfield Middle School	3.47%	208
Orchard Mesa Middle School	3.29%	197
Redlands Middle School	6.23%	373

## Fall Planning Survey 2020

West Middle School	3.07%	184
Fruita 8/9 School	7.92%	474
Central High School	9.77%	585
Fruita Monument High School	12.58%	753
Grand Junction High School	9.44%	565
Palisade High School	7.92%	474
R-5 High School	0.70%	42
Gateway School	0.05%	3
Grand River Academy	1.40%	84
Summit School Program	0.22%	13
Valley School	0.40%	24
Career Center	0.35%	21
Independence Academy	2.54%	152
Juniper Ridge Community School	2.17%	130
Mesa Valley Community School	1.00%	60
Total Respondents: 5,987		

## Q7 Should our public health officials believe it is safe to allow in-person instruction for the 2020-2021 school year, are you planning to have your child(ren) return to their school building(s)?

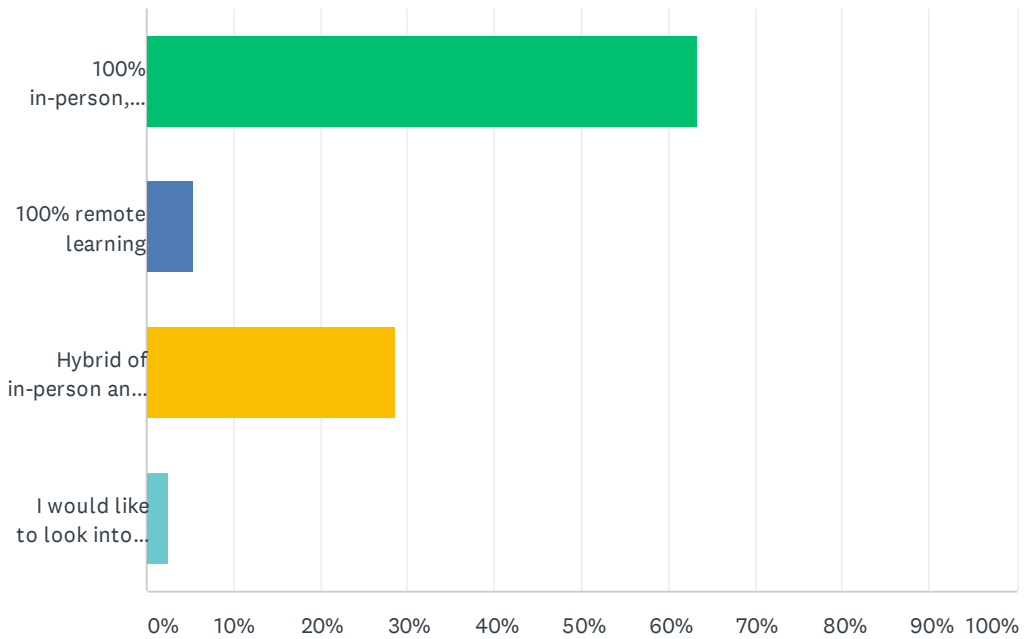
Answered: 6,009 Skipped: 18



ANSWER CHOICES	RESPONSES	
Yes - I am certain my child(ren) would attend in-person instruction.	57.36%	3,447
Probably - I am likely to send my child(ren) for in-person instruction.	13.78%	828
Maybe - It depends what reopening looks like.	23.22%	1,395
Probably not - I am unlikely to send my child(ren) for in-person instruction.	3.98%	239
No - I am certain my child(ren) would NOT attend in-person instruction.	1.66%	100
<b>TOTAL</b>		<b>6,009</b>

### Q8 Given the current health and safety conditions in Mesa County, which learning model best meets the needs of your child(ren) and family?

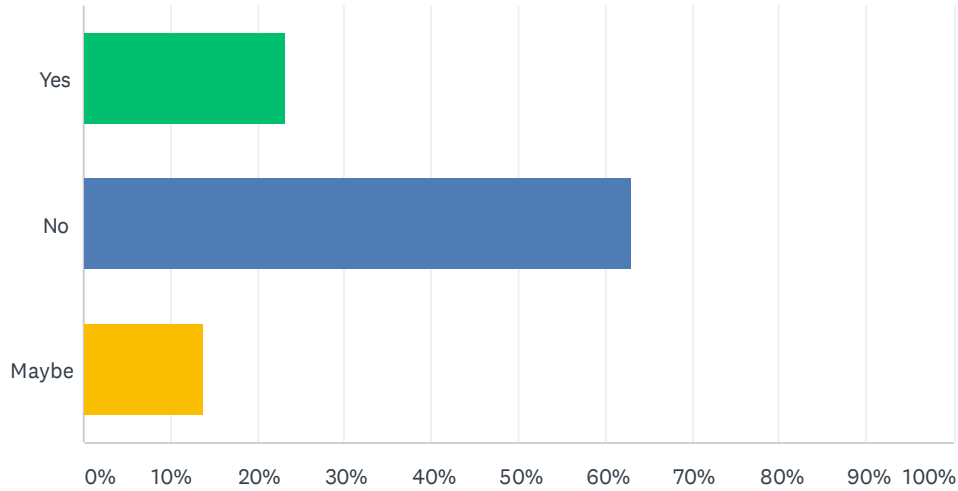
Answered: 5,994 Skipped: 33



ANSWER CHOICES	RESPONSES	
100% in-person, face-to-face learning	63.36%	3,798
100% remote learning	5.42%	325
Hybrid of in-person and remote learning	28.61%	1,715
I would like to look into Grand River Academy online school	2.60%	156
<b>TOTAL</b>		<b>5,994</b>

Q9 IF District 51 is directed to adhere to a 100% Remote Learning or Hybrid Learning model, would your child(ren) require child care for the days when they are not in school?

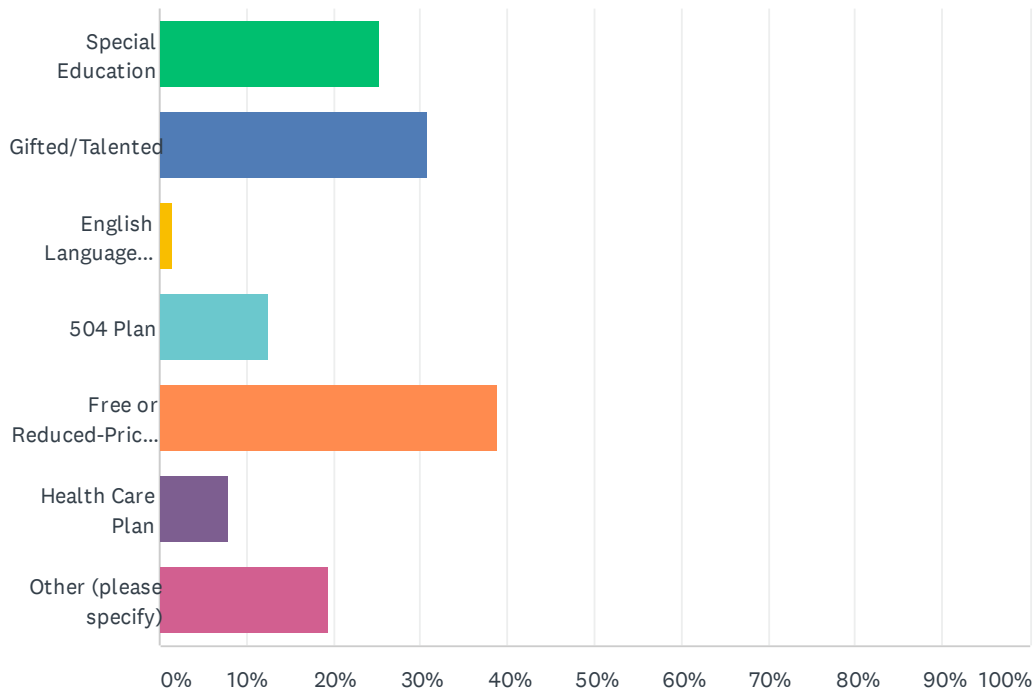
Answered: 6,011 Skipped: 16



ANSWER CHOICES	RESPONSES	
Yes	23.26%	1,398
No	62.90%	3,781
Maybe	13.84%	832
TOTAL		6,011

**Q10 Please select all the services or programs your student(s) receive.  
(Skip if this does not apply to you.)**

Answered: 3,523 Skipped: 2,504



ANSWER CHOICES	RESPONSES	
Special Education	25.23%	889
Gifted/Talented	30.71%	1,082
English Language Learner	1.42%	50
504 Plan	12.55%	442
Free or Reduced-Price School Meals	39.00%	1,374
Health Care Plan	7.86%	277
Other (please specify)	19.39%	683
Total Respondents: 3,523		

## Q11 Is there any additional feedback you would like to add?

Answered: 2,709 Skipped: 3,318